

MaxiMiser

STRATEGIES FOR A LOW CARBON EU BY 2050



MaxiMiser has been funded with the contribution of the LIFE financial instrument of the European Community and the MAVA Foundation.

More information about the project can be found at www.maximiser.eu

HOW TO ASSESS A LONG-TERM LOW CARBON DEVELOPMENT STRATEGY (LCDS)

OVERALL LCDS QUALITY

SUBSTANCE

Aims for 1.5°C /
well below 2°C?

AMBITION

Targets set for
2050?

All sectors
covered?

All greenhouse
gases covered?

CREDIBILITY

Actionable?

Integrated with
other plans?

Backed by
political
leaders?

Monitoring
foreseen?

Documentation
available?

PROCESS

Stakeholder
engagement
took place?

Clear analytical
basis?

Strategy review
foreseen?

The MaxiMiser tool, developed by WWF and the Ecologic Institut, allows for the evaluation of the quality of national low carbon development strategies. Based on ten criteria and covering forty-eight indicators, it has been used to analyse Member State strategies and rank them. For more information see www.maximiser.eu.



QUALIFICATION

2050 target

Policies and measures

Analytical basis

Stakeholders consulted

EU 2050 CLIMATE PLANS: THE SCOREBOARD

Rank	Member State	Maxi-Miser's score	2050 emissions reduction target	Actionable (strategy says who'll do what, how and when)	Ambition (includes ambitious energy & climate goals)	Analytical basis (are data used as a basis for the strategy?)	Integration (across borders, governance levels etc)	Monitoring (following progress)	Political commitment (strategy/ target/process enshrined in law)	Process transparency (strategy is developed in transparent way)	Public transparency (strategy available to public)	Review (review process required)	Scope (what the strategy covers)
1	 France	78%	75%	✓	○	✓	✓	✓	✓	○	✓	✓	✓
2	 United Kingdom	71%	80%	✓	○	✓	✓	✓	✓	○	✓	✓	✓
3	 Finland	68%	80-95%	✗	✓	✓	✓	✗	○	✓	✓	✗	✓
4	 Lithuania	58%	80%	✗	✓	✗	✓	✗	✗	✗	✓	○	✗
5	 Netherlands	54%	80%	✗	✓	✓	✓	✗	✗	○	✓	✗	✗
6	 Portugal	49%	50%	✗	○	✓	✗	✗	✗	✓	○	✗	✗
7	 Denmark	43%	80-95%	✗	○	○	○	○	✗	✗	✓	✗	✗
8	 Ireland	41%	80%	✗	✗	✗	✗	✓	○	✗	○	✓	○
9	 Germany	38%	80-95%	✗	○	✓	✗	✗	✗	✗	✓	✗	✗
10	 Greece	32%	60-70% (energy sector)	✗	✗	○	✗	✗	✗	✗	○	✗	✗
11	 Cyprus	25%	80%	✗	✗	✗	✗	✗	✗	○	○	✗	✗

NEW LCDS RANKINGS BASED ON 2017 EVALUATION

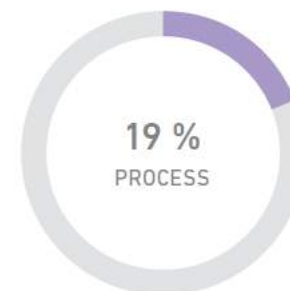
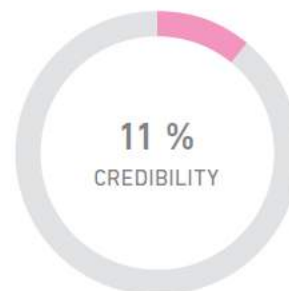
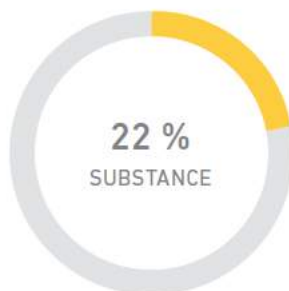
1	France	78%
2	Ireland	72%
3	United Kingdom	71%
4	Finland	68%
5	Estonia	64%
6	Netherlands	61%
7	Lithuania	58%
8	Germany	55%
9	Denmark	46%
10	Portugal	49%
11	Greece	32%
12	Cyprus	25%

Germany

Ranked
9th
out of 13
climate plans
evaluated

© Photo: WWF





SCORED WELL ON

Ambition
Process transparency
Review





NEEDS TO WORK ON

Public transparency

NEEDS TO WORK A LOT MORE ON

Scope
Actionable
Integration
Political commitment
Monitoring
Analytical basis

Ten tips for a strong 2050 climate strategy

- 1. Ambition** 
 - in line with Paris Agreement 1.5°C temperature limit
- 2. Scope** 
 - covers all society and economy
- 3. Actionable** 
 - describes existing and new measures
- 4. Integration** 
 - takes account of all relevant strategies and plans
- 5. Political commitment** 
 - secure leadership at highest political level
- 6. Monitoring** 
 - framework for monitoring, reporting
- 7. Public transparency** 
 - key information is public
- 8. Stakeholder participation** 
 - engages all stakeholders
- 9. Analytical basis** 
 - modelling and analysis with peer review
- 10. Review** 
 - includes regular review

AT A GLANCE: WHAT HAS MAINLY CONTRIBUTED TO BETTER SCORES?

- Mention of temperature goals
- More detail on policies and measures (including roles, responsibilities, budget).
- More details on stakeholder engagement

Thank you!



MaxiMiser

STRATEGIES FOR A LOW CARBON EU BY 2050



2017 LCDS EVALUATION

- **9 Member States** have not yet submitted any information on LCDS progress according to the MMR in March 2017 – IT, LU, MT, PL, SL, ES, PT, EL, CY
- **5 MS** have informed us of new LCDS to be expected in the near future – AT, HR, SK, SE, HU
- **2 MS** (Estonia and Czech republic submitted an LCDS
- **2 MS** (Germany and UK) submitted information on their new LCDS by March 2017 and these have been evaluated
- **5 MS** submitted information which we considered in a new evaluation or integrated into the previous evaluation of their Member State reports
- **3 MS** have submitted progress reports referring to documents which do not qualify as LCDS according to our criteria
- **3 MS** have received better scores than in the previous evaluation thanks to additional documents/elements of their LCDS process (not counting Germany which has a better score based on a whole new LCDS) (NL, IR, Denmark)